

How to Register for CodeRED Alerts Online

Select Managed Account Preference →

Creating a managed account will allow you access to modify your existing notification settings and contact information, below is a list of your options:

1. SINGLE SIGN-ON ACCOUNT

To create a single sign-on account, click the button next to "Yes" and click the corresponding logo to the credentials you would like to use, either Google, Facebook or Twitter. You will be prompted to log into your account to permit access.

2. MANAGED ACCOUNT

To create a managed account, click the button next to "Yes" and create a username and password. Please be sure to record this information for later use.
(username: 6 characters or more, password: 8)

3. NON-MANAGED ACCOUNT

You will not have another option to create an account later in the form, or have the ability to log back in and update your contact information at a later date.

Contact Information →

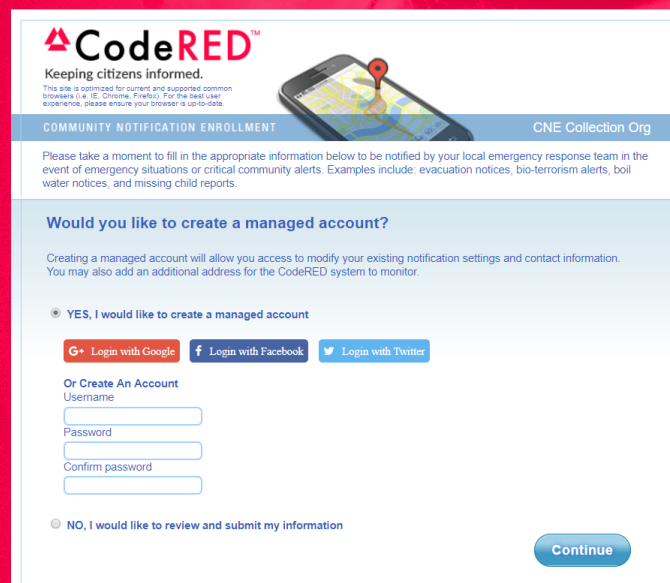
Contact Address and Communication Methods →

Fill out your information and identify whether it is a business or home address. You will have the option further down to add more locations.

It's simple and quick to enroll! Just visit the url below and follow the steps.

You can also text

to 99411 to receive a direct link to the enrollment form on your mobile device.



CodeRED™
Keeping citizens informed.
This site is optimized for current and supported common browsers (i.e. IE, Chrome, Firefox). For the best user experience, please ensure your browser is up-to-date.

COMMUNITY NOTIFICATION ENROLLMENT CNE Collection Org

Please take a moment to fill in the appropriate information below to be notified by your local emergency response team in the event of emergency situations or critical community alerts. Examples include: evacuation notices, bio-terrorism alerts, boil water notices, and missing child reports.

Would you like to create a managed account?

Creating a managed account will allow you access to modify your existing notification settings and contact information. You may also add an additional address for the CodeRED system to monitor.

☒ YES, I would like to create a managed account

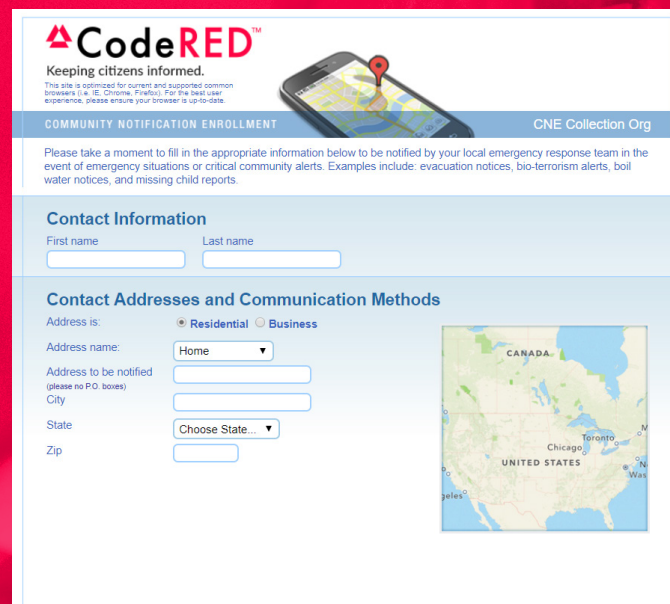
Or Create An Account

Username

Password

Confirm password

☐ NO, I would like to review and submit my information



CodeRED™
Keeping citizens informed.
This site is optimized for current and supported common browsers (i.e. IE, Chrome, Firefox). For the best user experience, please ensure your browser is up-to-date.

COMMUNITY NOTIFICATION ENROLLMENT CNE Collection Org

Please take a moment to fill in the appropriate information below to be notified by your local emergency response team in the event of emergency situations or critical community alerts. Examples include: evacuation notices, bio-terrorism alerts, boil water notices, and missing child reports.

Contact Information

First name Last name

Contact Addresses and Communication Methods

Address is: ☒ Residential ☐ Business


Address name: Home

Address to be notified (please no P.O. boxes)

City

State Choose State...

Zip



Phones

Be sure to include area code and full telephone number. To receive text messages, you must click the "Send text messages" box below and select your mobile provider.

Via dropdown, select your provider. If your provider is not listed, select "Other."

- Check the box for "General Notifications" if you wish to receive community alerts. Please note: **Emergency Notifications cannot be opted out—your public safety agency will determine what constitutes an emergency and issue notifications accordingly.**
- Check the box(es) to receive optional weather notifications (Please note this component is not available on every account, if you do not see it skip this step).
- You may register more than one phone number by clicking "+Add phone".

Emails (Optional)

To receive emails, click "+ Add email" and enter your email address. You will be asked to select the types of alerts and optional weather warnings you wish to receive via email.

Terms and Conditions

You must check the box to continue.

Data Privacy

You must check the box if you would like to keep your information private.

Verify Information

Press button to verify your information.

Confirmation Screen

Once completed, you will receive a confirmation email (only if you created a managed account). It contains your account details, along with information regarding the CodeRED Mobile Alert app.

- **Caller ID** – Add the numbers listed to your phone's contact list.
- **CodeRED Mobile Alert app** – Download the FREE app to receive safety notifications as you travel to stay informed.



DOWNLOAD NOW!
onsolve.com/crmobile

Phones

Phone Number: ☐ TDD/TTY device - Tone delivery, for hearing impaired

☒ Send text messages - 1 message per alerting event. Message and data rates may apply.
[SMS Terms & Conditions and Privacy Policy](#)

Reply STOP to 31678 or 76127 or 76993 to stop receiving messages from that number

Mobile Provider:

Alert Types

☒ Emergency Notifications
☒ General Notifications

Optional Severe Weather Warnings

Phone:

☒ Tornado ☒ Severe Thunderstorm ☒ Flash Flood

Emails

Email address:

Confirm email address:

Alert Types

☒ Emergency Notifications
☒ General Notifications

Optional Severe Weather Warnings

☒ Tornado ☒ Severe Thunderstorm ☒ Flash Flood ☒ Winter Storm

Terms and Conditions

By adding your phone number you agree to receive telephone calls that deliver messages from your local municipality or employer that are pre-recorded and sent by OnSolve™.

☒ I have read, understand and agree to the [terms and conditions](#).

Data Privacy

By electing to keep your information private, OnSolve™ will not release your information to any third parties unless compelled to do so by a competent court of law, and OnSolve™ will allow your information to be made available to your local provider only for use in one of OnSolve™'s services. If the box is left unchecked, you are electing to make your information public, meaning OnSolve™ may release the information to your local provider, and it may become subject to local public information rules and requests.

☐ Keep my information private

Congratulations

Your contact information has been successfully added and you will now receive notifications through CodeRED.

Caller ID

You will recognize the CodeRED call when your caller ID displays the following numbers. Please be sure to add these telephone numbers into your telephone's contacts, when applicable.

866-419-5000 or Emergency Comm for Emergency Notifications
855-969-4636 or ECN Community for General Notifications

If you would like to hear the last message delivered to your phone, simply dial the number back.



 **ONSOLVE™**